CITY COUNCIL AGENDA

Monday, October 6, 2025

CITY COUNCIL WORK SESSION, COMMUNITY ROOM, 6:00 PM

Mayor Rafferty, Councilmembers Lyden, Stoesz, Ruhland and Cavegn

1. Call to Order and Roll Call
2. Setting the Agenda: Addition or Deletion of Agenda Items
3. Review Agenda — Process and Procedures , Roberta Colotti
4. Municipal Cannabis Retail Operator - Status Report, Roberta Colotti
5. Zoning Ordinance Text Amendment Relating to Cannabis Microbusiness and Mezzobusiness, Katie Larsen
6. Police Department Quarterly Report, Curt Boehme
7. Fire Department Quarterly Report, Dan L'Allier
8. Ice Rinks - Seasonal Pickleball Court Use, Rick DeGardner
9. Public Works Building Design Update, Michael Grochala
10. Notices and Communications

ADJOURNMENT

CITY COUNCIL
WORK SESSION STAFF REPORT
ITEM NO. 5

STAFF ORIGINATOR: Katie Larsen, City Planner

WORK SESSION DATE: October 6, 2025

TOPIC: Zoning Ordinance Text Amendment Relating to Cannabis Microbusiness and Mezzobusiness

---

INTRODUCTION

At the Work Session, staff will present the October 13, 2025 staff report.

The applicant, 2E Reality, LLC., submitted a land use application to amend the zoning ordinance to allow cannabis microbusinesses and mezzobusinesses within the R, Rural Zoning District.

REQUESTED COUNCIL DIRECTION

None. Discussion only.

ATTACHMENTS

1. October 13, 2025 Council Staff Report

CITY COUNCIL
REGULAR MEETING STAFF REPORT
AGENDA ITEM 7B

STAFF ORIGINATOR: Katie Larsen, City Planner

MEETING DATE: October 13, 2025

TOPIC: Consider 1st Reading of Ordinance No. 17-25 Zoning Ordinance Text Amendment Relating to Cannabis Microbusiness and Mezzobusiness

VOTE REQUIRED: Simple Majority

INTRODUCTION

The applicant, 2E Reality, LLC., submitted a land use application to amend the zoning ordinance to allow cannabis microbusinesses and mezzobusinesses within the R, Rural Zoning District.

Complete Application Date:	July 31, 2025
60-Day Deadline:	September 27, 2025
60-Day Extension:	November 28, 2025
EDAC Meeting:	August 7, 2025
Park Board Meeting:	N/A
Planning & Zoning Board Meeting:	September 10, 2025
City Council Work Session:	October 6, 2025
City Council Meeting:	October 13, 2025 October 27, 2025

BACKGROUND

In March of 2025, the City amended City Code Section 1007 (Zoning Ordinance) to provide for Cannabis Businesses within the specific zoning districts of the City. Generally, the 13 license, types (now 14 based on 2025 legislation) were grouped with similar non cannabis related businesses. For example, cannabis cultivation was provided for in rural districts where agricultural uses are allowed, retail in commercial districts and production/manufacturing in industrial districts.

Two of the license categories, microbusiness and mezzobusiness, allow for cultivation, production and retail sales, at different intensities. Both license types were limited to the City's industrial districts because of the multiple use potential. Licensed businesses within these categories must also receive an "Endorsement" from the Office of Cannabis Management (OCM) to operate a specific use such as retail on a site.

The City recently rejected the certification of a microbusiness proposing to operate a cultivation business because of its location within a rural zoning district. The owner has since met with City staff to discuss the operation, which is currently a hemp growing operation in the City. While the owner has a microbusiness license from the state, they are only seeking the cultivation endorsement for the specific site. The owner has been joined by another interested party in seeking an amendment to the zoning ordinance to allow both microbusiness and mezzobusiness in the R, Rural District, limited to cultivation.

ANALYSIS

While microbusiness or mezzobusiness licenses allow multiple activities they are required to obtain a specific endorsement for each activity. A list of endorsements available for both a microbusiness and mezzobusiness is included as Attachment A.

Under the State's cannabis licensing requirements, the intensity of endorsed uses for microbusiness and mezzobusiness is less than or equivalent to what is already allowed under the specific license type. For example, cannabis cultivation, a permitted use in the City's R, Rural District, allows for up to 30,000 square feet of plant canopy indoors and 2 acres of mature flowering plants outdoors. A microbusiness with a cultivation endorsement is limited to 5,000 square feet indoors and one-half acre outdoors. A mezzobusiness with a cultivation endorsement is limited to 15,000 square feet indoors and one acre outdoors.

The purpose of microbusiness and mezzobusiness licenses is to create opportunities for small scale operators, by allowing a company to control multiple stages of its supply chain (vertical integration). Under Minnesota's regulatory framework, entrepreneurs can grow, process, and sell their own cannabis products, offering a path for smaller businesses to compete with larger commercial operations. This intent is also reflected in the State's application and licensing fees which are significantly lower than other license types.

After review by the City Attorney, it was determined that the statutory requirements allow for microbusinesses and mezzobusinesses to be zoned based on each endorsement received. Under the proposed ordinance a microbusiness or mezzobusiness specific endorsement would be the determining factor on zoning conformance. Accordingly, a cultivation endorsement would be required to operate in a R, Rural District and the business would be limited to that use.

The same adjustment is recommended for microbusiness and mezzobusiness within the NB, Neighborhood Business District, the LB, Limited Business District, and the GB, General Business District zoning districts. Currently, a cannabis retail business is a permitted use within these business zoning districts. As proposed, a microbusiness or mezzobusiness licensed business with a retail operations endorsement would be allowed to operate in a business district and be limited to retail operations. On site consumption would not be allowed. These businesses would be subject to the limitation on retail registrations which is capped at 2 (1 per 12,500 per persons)in Lino Lakes.

EDAC Recommendation

The Economic Development Advisory Committee (EDAC) discussed allowing a microbusiness or mezzobusiness in the R, Rural District, limited to cultivation endorsement at their August 7, 2025 meeting. This discussion preceded the City Attorney review and did not include discussion on retail operations endorsement. The EDAC supported the change to allow microbusiness or mezzobusiness with cultivation endorsement in the R, Rural District provided sales were prohibited.

The Board also had concerns regarding the implications if a property were rezoned and whether that would potentially increase the number of potential retail registrations. The number of retail registrations are restricted under City Code and limited to one per 12,500 persons. A rural property with a cultivation endorsement, if rezoned to commercial zoning district, would not change those limitations.

Planning & Zoning Board Recommendation

The Planning & Zoning Board held a public hearing on September 10, 2025. The applicant, Jarod Anderson, spoke. There were no other public comments. The Board recommended approval 6-1 of the zoning ordinance text amendment with the confirmation that microbusiness and mezzobusiness cultivation in industrial zoning districts are only allowed indoors. Staff confirms this is correct.

RECOMMENDATION

Staff recommends approval of the 1st Reading of Ordinance No. 17-25.

ATTACHMENTS

1. Microbusiness and Mezzobusiness Cannabis License and Endorsement Types
2. Zoning District Summary Table
3. Ordinance No. 17-25

MINNESOTA
OFFICE OF CANNABIS MANAGEMENT

Cannabis License and Endorsement Types

Under Minnesota Statutes, Chapter 342

The information in this document is not legal advice. Please review Minnesota Statutes, Chapter 342 (revisor.mn.gov/statutes/cite/342) and/or consult with an attorney regarding the various license types prior to making any decisions. The information in this document is solely intended to provide a general overview of permitted activities under the various license types and is not exhaustive. For information on the costs associated with each license type, please visit https://mn.gov/ocm/businesses/licensing/license-types.jsp.

License type	Overview of activities and products allowed	Endorsements available	Additional licenses available (may be held simultaneously)
Microbusiness **Minn. Stat. § 342.28** Cannabis microbusinesses can grow, make, sell, and buy cannabis (including plants and seedlings), lower-potency hemp edibles, and hemp-derived consumer products. They can also have an on-site space where customers can use cannabis.	**Can operate:** A single retail location. Can allow on-site consumption on a portion of its premises where customers can consume edible cannabis products and lower-potency hemp edibles. **Can grow:** Up to 5,000 square feet of plant canopy indoors or up to one-half acre of mature flowering plants outdoors. **Can transport:** Between facilities under same license holder. **Can sell:** Immature cannabis plants and seedlings, adult-use cannabis flower, adult-use cannabis products, lower-potency hemp edibles, hemp-derived consumer products, and other products authorized by law to other cannabis businesses and customers.	• Cultivation • Extraction and concentration • Production of customer (consumer) products • Retail operations* • On-site consumption • Edible cannabinoid product handler endorsement • Medical cannabis - Medical cannabis cultivation - Medical cannabis processor - Medical cannabis retailer ** Must also have local registration per Minn. Stat. § 342.22.*	• Cannabis event organizer
Mezzobusiness **Minn. Stat. § 342.29** Cannabis mezzobusinesses can grow, make, sell, and buy cannabis (including plants and seedlings), lower-potency hemp edibles, and hemp-derived consumer products. *This license type is available in limited quantities per state law, and licensees will be selected through a vetted lottery.*	**Can operate:** Up to three retail locations. **Can grow:** Up to 15,000 square feet of plant canopy indoors or up to one acre of mature flowering plants outdoors. **Can transport:** Between facilities under same license holder. **Can sell:** Immature cannabis plants and seedlings, adult-use cannabis flower, adult-use cannabis products, lower-potency hemp edibles, hemp-derived consumer products, and other products authorized by law to other cannabis businesses and customers.	• Cultivation • Extraction and concentration • Production of customer (consumer) products • Retail operations* • Edible cannabinoid product handler endorsement • Medical cannabis - Medical cannabis cultivation - Medical cannabis processor - Medical cannabis retailer *Note: Must obtain at least two endorsements within 18 months of licensure.* ** Must also have local registration per Minn. Stat. § 342.22.*	• Cannabis event organizer

	Rural	Commercial District				Industrial Districts			Notes
Cannabis License Type	R, Rural	NB, Neighborhood Business	LB, Limited Business	GB, General Business		LI, Light Industrial	GI, Gen Industrial	BC, Business Campus	
Cannabis Microbusiness	P^1	P^2	P^2	P^2		P	P	P	P - indoor cultivation of plants up to 5,000 sq ft + 1 retail license (same site). P^1 – with cultivation endorsement P^2 – with retail operations endorsement, no on-site consumption
Cannabis Mezzobusiness	P^1	P^2	P^2	P^2		P	P		P - Indoor cultivation of plants up to 15,000 sq ft + 3 retail licenses (retail use is not on same site) P^1 – with cultivation endorsement P^2 – with retail operations endorsement, no on-site consumption
Cannabis Cultivator (indoor)	P					P	P		Indoor cultivation of up to 30,000 sq ft plant canopy
Cannabis Cultivator (outdoor)	P								Outdoor cultivation limited to 2 acres
Cannabis Manufacturer						P	P	P	Manufacture cannabis and hemp products
Cannabis Retailer		P	P	P					Cannabis retailer (342.27 stipulates display, storage, hours operation; security)
Cannabis Wholesaler						P	P	P	BUY and sell immature plants
Cannabis Transporter						P	P	P	Transport cannabis and hemp products between
Cannabis Testing Facility						P	P	P	Third-party testing any products grown or manufactured
Cannabis Delivery Service						P	P	P	Delivery with on-site vehicles
Medical Cannabis Cultivator	P					P	P		60,000 sq ft of plant canopy
Medical Cannabis Retailer		P	P	P					Purchase medical cannabis flower and products and sell or distribute
Medical Cannabis Combo Business						P	P		Cultivator, processor, and retailer
Lower-potency Hemp Edible Manufacturer						P	P	P	
Lower-potency Hemp Edible Retail		P	P	P					

1st Reading:	Website Notice:
2nd Reading:	Publication:
Adoption:	Effective:

CITY OF LINO LAKES
ORDINANCE NO. 17-25

ORDINANCE AMENDING CITY CODE CHAPTER 1007 (ZONING ORDINANCE) CONCERNING THE REGULATION AND ZONING OF CANNABIS BUSINESSES

The City Council of Lino Lakes ordains:

Section 1. Section 1007.100(5) of the Zoning Ordinance (R, Rural District, Permitted Uses) is hereby amended to add the following provisions:

(~~p~~o) Medical cultivator, outdoor, limited to 2 acres in compliance with City Code Chapter 617.
(p) Cultivation operations for a Microbusiness and Mezzobusiness with a cultivation endorsement.

Section 2. Section 1007.130(6) of the Zoning Ordinance (NB, Neighborhood Business District, Permitted Uses) is hereby amended to add the following provisions:

(j) Retail operations for a Microbusiness and Mezzobusiness with a retail operations endorsement, no on-site consumption.

Section 3. Section 1007.131(6) of the Zoning Ordinance (LB, Limited Business District, Permitted Uses) is hereby amended to add the following provisions:

(m) Retail operations for a Microbusiness and Mezzobusiness, with a retail operations endorsement, no on-site consumption.

Section 4. Section 1007.132(6) of the Zoning Ordinance (GB, General Business District, Permitted Uses) is hereby amended to add the following provisions:

(s) Retail operations for a Microbusiness and Mezzobusiness with a retail operations endorsement, no on-site consumption.

Section 5. This ordinance shall be in force and effect from and after its passage and publication according to the Lino Lakes City Charter.

Adopted by the Lino Lakes City Council this _____ day of _____, 2025.

_____
Rob Rafferty, Mayor

ATTEST:

_____
Roberta Colotti, CMC, City Clerk

CITY COUNCIL
STAFF REPORT
AGENDA ITEM 6.

STAFF ORIGINATOR: Curt Boehme , Chief of Police

MEETING DATE October 6, 2025

AGENDA ITEM: Police Department Quarterly Report

INTRODUCTION

Informational update on Police Department operations from January through August 2025.

BACKGROUND

Staff will present the January through August 2025 Police Department update, providing an overview of the department and highlighting key performance metrics.

REQUESTED COUNCIL DIRECTION

Informational purposes only.

ATTACHMENTS

1. POLICE DEPT REPORT JAN-AUG 2025_Final Version

LINO LAKES POLICE DEPARTMENT

POLICE DEPARTMENT ACTIVITY REPORT

Report Time Frame: January 2025 – August 2025
Completed: October 1, 2025

INTRODUCTION

The Lino Lakes Police Department is guided by the purpose of creating a safe community through professional police services. This activity report is intended to provide community stakeholders with information on staffing levels, police department activity, crime statistics, department training, community events, and operational equipment.

DEPARTMENT STAFFING

The current police team consists of 12 patrol officers, 1 school resource officer, 2 investigators, 3 sergeants, 2 acting sergeants, and a chief. The team is also supported by 7 non-sworn staff members.

Police department staffing	Current	Authorized
Officers	21	28
CSOs	2	3
Records Technicians	1	2
Administrative Assistant	1	1
Crime and Evidence Specialist	1	1
Part-Time Employees	2	2

ORGANIZATIONAL STRUCTURE

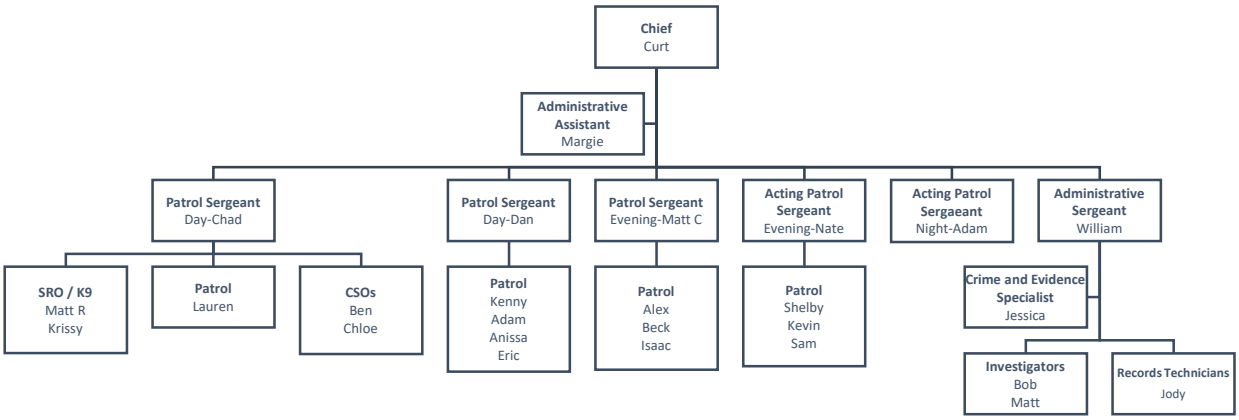

At present, 4 police staff members are supporting the police team; however, they are not performing the duties of solo-patrol. Additionally, there are 3 vacant police officer positions.

New police officer training (PTO) program:	2	Light Duty:	1
Family medical leave act:	0	Leave:	1

VOLUNTEER PROGRAMS

The Lino Lakes Police Department is reinforced by four volunteer groups who provide valuable services to the community. The Chaplain Program offers support to both community members and department personnel during tragic events. The Reserve Program assists with patrol duties and special events. The Explorer Program provides support during special events. The Trail Watch Program enhances monitoring of the many parks and trails throughout Lino Lakes. Over the past five years, these volunteer groups have collectively donated an average of 2,502 hours per year.

Year	Jan	Feb	Mar	Apr	May	Jun	Jul	Aug	Sep	Oct	Nov	Dec	Total
2023	239.75	332.75	348.50	497.00	174.00	140.00	153.00	214.75	160.00	238.25	254.75	139.25	2892.00
2024	141.50	216.50	226.75	335.00	136.00	129.00	177.50	308.50	206.50	240.25	247.00	102.50	2467.00
2025	129.25	172.00	116.00	349.00	131.00	169.00	204.50	348.75					1619.50

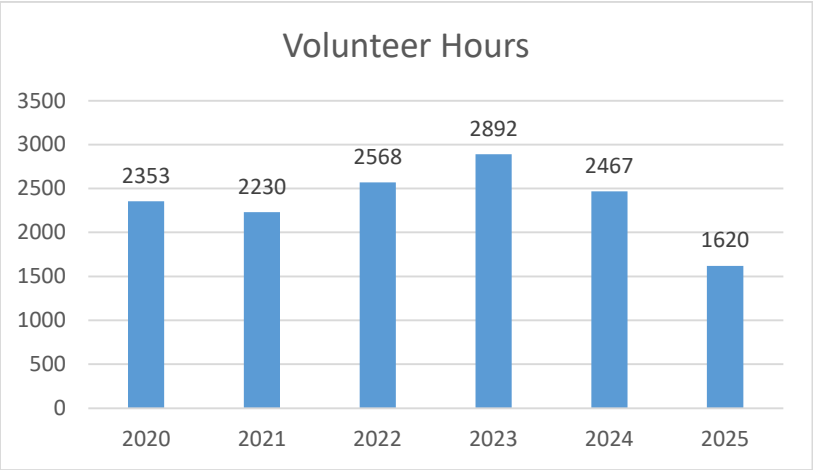

PATROL UNIT ACTIVITIES

The following categories highlight common patrol activities; however, they do not represent the full scope of duties performed by the unit.

INCIDENT CASE NUMBERS

Incident case numbers reflect the total number of unique cases generated by the Anoka County dispatch center for incidents occurring within Lino Lakes. However, not all of these cases resulted in a police response. These case numbers include, but are not limited to, domestic assaults, DWIs, medical emergencies, public assists, alarm activations, traffic stops, and reports of suspicious activity. The data presented in this report is sourced from the Anoka County Computer-Aided Dispatch (CAD) system.

Over the past five years, the agency has averaged 12,369 case numbers annually. Year-to-date ("YTD"), the agency is 2.85% below that average.

Year	Jan	Feb	Mar	April	May	June	July	Aug	Sept	Oct	Nov	Dec	Totals
2023	1,036	934	1,028	1,059	1,201	1,263	1,217	1,112	1,115	1,124	1,186	1,077	13,352
2024	919	1,027	1,007	1,068	1,017	1,105	1,122	1,140	1,067	982	1,157	1,098	12,709
2025	916	772	891	991	1,031	997	1,159	1,137					7,894

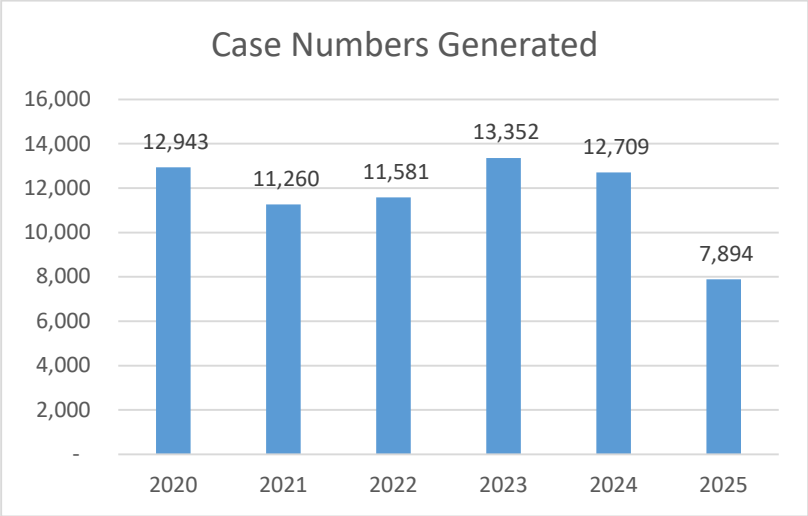

RESPONSE TIMES – ALL CALLS

The average response time is based upon the time elapsed between when Anoka County Dispatch assigns an incident to a patrol unit and when the first unit arrives on scene. The response time report is generated through a query of data from the CAD system and includes all call types.

The 5-year average response time is 6 minutes and 30 seconds. YTD, the average response time is 6 minutes and 43 seconds. Current responses are on average 13 seconds longer than the historical average.

Year	Jan	Feb	Mar	Apr	May	Jun	Jul	Aug	Sep	Oct	Nov	Dec	Totals
2023	6:24	6:18	6:21	7:01	6:57	7:04	6:24	6:09	6:39	5:54	5:50	6:02	6:26
2024	5:38	5:37	6:08	5:28	5:49	6:54	6:18	7:06	6:43	6:28	6:10	6:57	6:17
2025	6:42	7:18	6:33	6:05	7:12	7:14	6:44	5:59					6:43

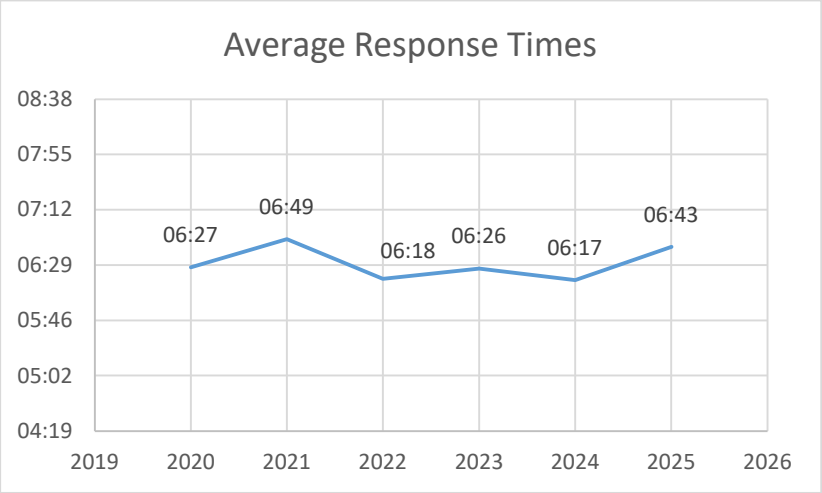

MEDICAL CALLS

The number of medical calls is based on data from the CAD system and includes only those incidents that Anoka County Dispatch specifically coded as medical in nature. The 5-year average for medical incidents is 913. YTD, the agency is 36% above that average.

Year	Jan	Feb	Mar	April	May	June	July	Aug	Sept	Oct	Nov	Dec	Totals
2023	104	109	114	87	100	102	78	88	96	104	87	95	1164
2024	90	124	136	102	113	79	107	106	97	67	88	127	1236
2025	131	109	98	107	119	107	141	129					941

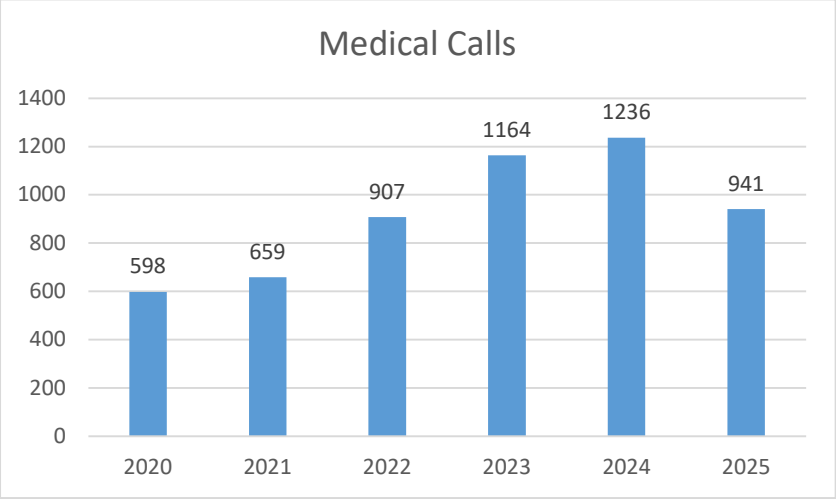

MEDICAL CALLS – RESPONSE TIMES

The average response time is calculated from the time Anoka County Dispatch first assigns the incident to a police unit to the time the first unit arrives on scene. The average medical response times are based on data obtained from CAD and include only police responses to all medical-type calls. The 5-Year average response time is 5 minutes and 31 seconds. YTD the average response time is 5 minutes and 54 seconds. Current responses are on average 23 seconds longer than the historical average.

Year	Jan	Feb	Mar	Apr	May	Jun	Jul	Aug	Sep	Oct	Nov	Dec	Avg
2023	05:49	05:50	06:11	05:39	05:19	06:15	04:49	05:29	05:28	05:20	05:34	05:02	05:34
2024	05:14	05:23	05:34	04:46	05:08	05:24	05:21	06:06	05:21	04:41	05:25	05:44	05:21
2025	05:56	06:04	05:25	05:22	05:47	06:00	06:45	05:52					05:54

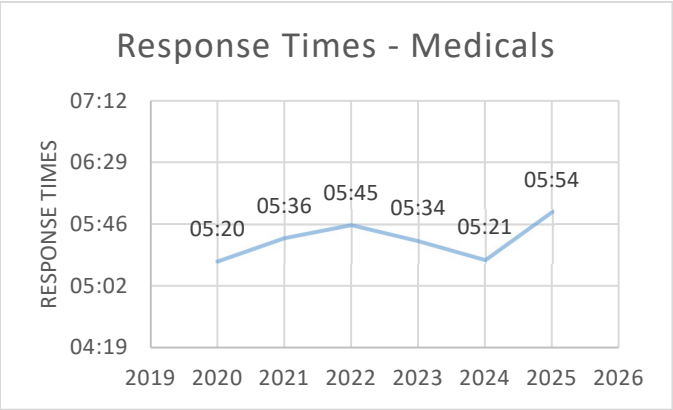

TRAFFIC STOPS

Traffic stops are a proactive policing effort to reduce traffic crashes, deter crime, and locate criminal activity. The 5-year average for traffic stops is 3,913. YTD, the agency is 1% below that average. Over the past five years, the agency has averaged 1,294 citations annually. This includes citations for traffic violations and other misdemeanor criminal offenses. YTD, the agency is 18% below that average.

Year	Jan	Feb	Mar	April	May	June	July	Aug	Sept	Oct	Nov	Dec	Totals
2023	363	304	363	375	364	275	306	291	329	401	405	384	4,160
2024	327	379	326	279	306	409	378	378	317	349	416	388	4,252
2025	335	202	276	377	314	308	377	383					2,572

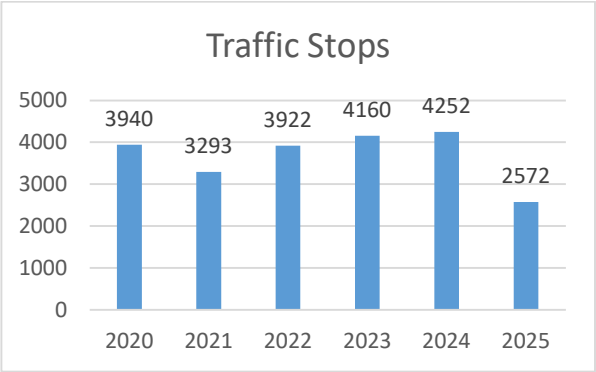

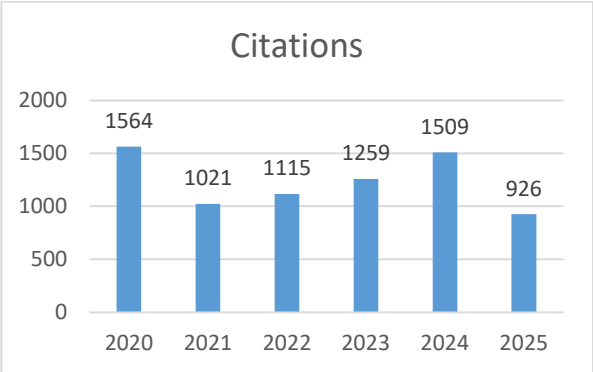

MOTOR VEHICLE CRASHES

On average there are 252 traffic related crashes per year. YTD, the agency is 4% above that average.

Year	Jan	Feb	Mar	April	May	June	July	Aug	Sept	Oct	Nov	Dec	Totals
2023	22	27	18	16	28	23	14	10	27	22	31	31	269
2024	8	17	12	17	18	24	14	19	23	27	25	22	226
2025	19	20	17	23	21	34	18	27					179

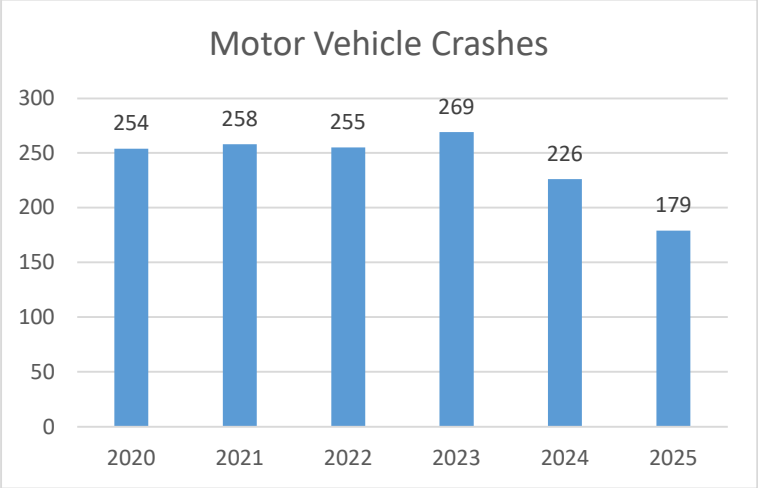

BUSINESS CHECKS

Business checks are a proactive policing effort by the patrol unit where they check on businesses within Lino Lakes for suspicious activity involving people and vehicles and check for unsecure premises. The 5-year average for business checks is 676. YTD, the agency is 23% below that average.

Year	Jan	Feb	Mar	April	May	June	July	Aug	Sept	Oct	Nov	Dec	Totals
2023	44	31	39	48	58	42	72	42	45	56	51	35	563
2024	63	60	66	59	71	32	36	39	39	52	63	44	624
2025	40	30	29	19	32	47	52	44					293

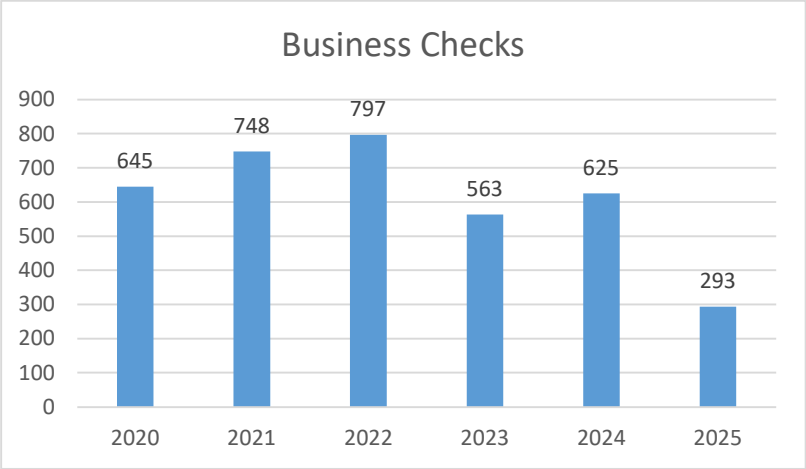

STACKED CALLS AND MINUMUM SHIFT COVERAGE

Stacked calls refer to the amount of time a call for service remains in a pending status due to officers actively handling other police incidents. These delays are often the result of high call volumes, with emergency calls taking priority, and limited personnel available to respond. YTD the agency is 16.7% above its two-year average for stacked call time.

STACKED CALLS TIMES													
Year	Jan	Feb	Mar	April	May	June	July	Aug	Sept	Oct	Nov	Dec	Total
2023	4:26:41	5:33:33	3:55:16	6:41:22	5:21:42	11:03:39	3:26:25	7:52:26	6:11:33	7:30:27	3:49:38	7:50:11	73:42:53
2024	1:42:16	1:39:55	7:21:27	3:43:07	3:29:25	4:51:01	2:57:41	7:45:18	10:25:28	7:03:53	6:56:04	5:05:50	63:01:25
2025	2:51:23	5:45:20	10:41:02	5:26:13	8:04:09	6:21:43	6:41:21	11:12:12					57:03:23

The police department maintains a minimum of two staff members working during each shift. The number of shifts staffed at a minimum level are monitored to determine the causation of stacked calls. YTD the agency is 9.4% above its two-year average of shifts at minimum.

SHIFTS AT MINUMUM														
Year	Jan	Feb	Mar	April	May	June	July	Aug	Sept	Oct	Nov	Dec	Totals	Avg
2023	17	36	46	33	37	39	43	50	35	30	32	36	434	39.63%
2024	23	29	40	28	29	21	38	25	34	38	40	40	385	35.06%
2025	43	51	45	25	38	44	26	40					312	42.80%

CRIME REPORTING

The Lino Lakes Police Department participates in the FBI's National Incident-Based Reporting System (NIBRS) to calculate and report crime statistics. NIBRS was developed to provide a more detailed and comprehensive view of crime compared to the traditional Uniform Crime Reporting (UCR) system.

The previously used UCR system only captured the most serious offense committed during an incident, while NIBRS records all distinct offenses that occur during a single incident and includes a broader range of offense types. As a result, one incident may have multiple offenses associated with the incident.

Under NIBRS, offenses are categorized into two groups: Group A and Group B. Group A offenses are classified into one of three categories: Crimes Against Persons, Crimes Against Property, or Crimes Against Society. These classifications encompass 24 Group A offense categories (e.g., Assault Offenses), which are further broken down into 52 specific offense types (e.g., Aggravated Assault, Simple Assault, Intimidation). There are 10 Group B offenses which only reflect arrest data for specific crime types. See the table below for examples.

GROUP A - EXAMPLES		
	Offense Category	**Offense Type**
Crime Against Person	• Assault Offenses	• Aggravated Assault • Simple Assault • Intimidation
Crime Against Property	• Fraud Offenses	• Credit Card Fraud • Identity Theft • Hacking/Computer Invasion
Crime Against Society	• Drug Narcotic Offenses	• Drug/Narcotic Violations • Drug Equipment Violations
	• Prostitution Offenses	• Prostitution • Assisting or Promoting Prostitution

GROUP B – ARREST TYPES		
Arrest Data for Targeted Offenses	1. Bad checks 2. Curfew/loitering/vagrancy violations 3. Disorderly conduct 4. Driving under the influence 5. Drunkenness	6. Family offense, nonviolent 7. Liquor law violations 8. Peeping tom 9. Trespass of real property 10. All other offenses

The data presented in this report reflects a snapshot in time based on when the analytical reports were generated. These figures may change due to updates to incident dispositions, the addition of new reports, or corrections to offense codes. While minor fluctuations may occur, the data remains reliable and sufficiently accurate for illustrating criminal offenses in Lino Lakes.

GROUP A TOTALS

Group A includes 52 offenses that are categorized as crimes against persons, crimes against property, and crimes against society. These numbers reflect all offenses associated with incidents that occurred in Lino Lakes. Over the past five years, Lino Lakes has averaged 585 Group A offenses annually. YTD, there have been 209 Group A offenses, which is 31% below the 5-year average.

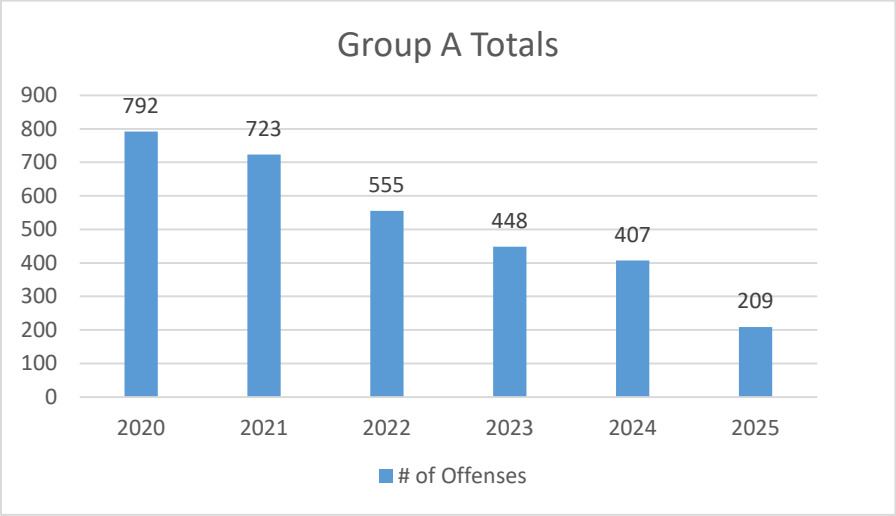

GROUP B TOTALS

Group B offenses only reflect arrest data for bad checks, curfew / loitering violations, disorderly conduct, driving under the influence, drunkenness, nonviolent family offenses, liquor violations, peeping tom offenses, trespassing and a broad "all other offenses" category. Over the past five years, Lino Lakes has averaged 444 Group B offenses annually. YTD, there have been 196 Group B offenses, which is 18% below the 5-year average.

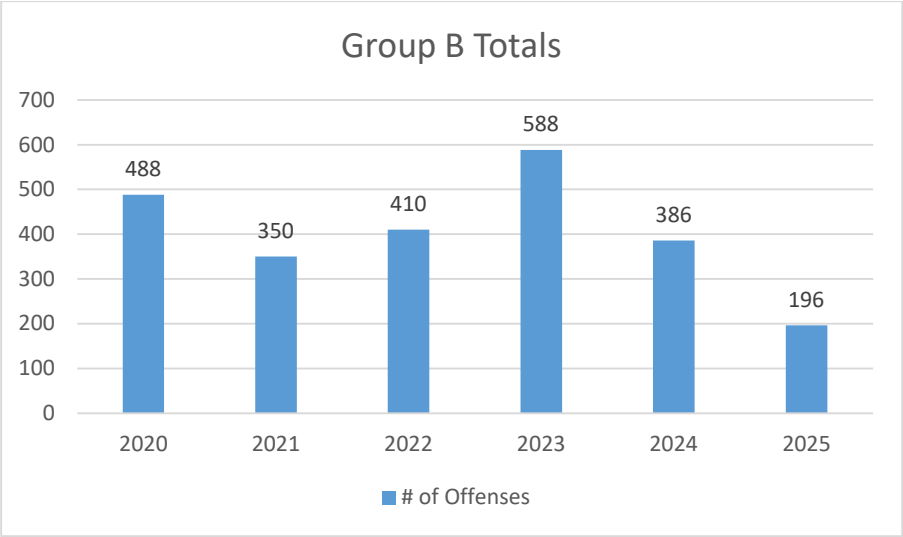

VIOLENT CRIME INDEX

The violent crimes index reflects the number of aggravated assault, homicide, rape and robbery offenses that occurred in Lino Lakes. Over the past five years, the agency has averaged 26.6 violent offenses annually. YTD, there have been 8 offenses, which is 36.6% below that average, with a clearance rate of 87.5%. The average 5-year clearance rate is 85.3%. According to the 2023 Minnesota Bureau of Apprehension uniform crime report to the legislature, the state-wide clearance rate was 44.5%.

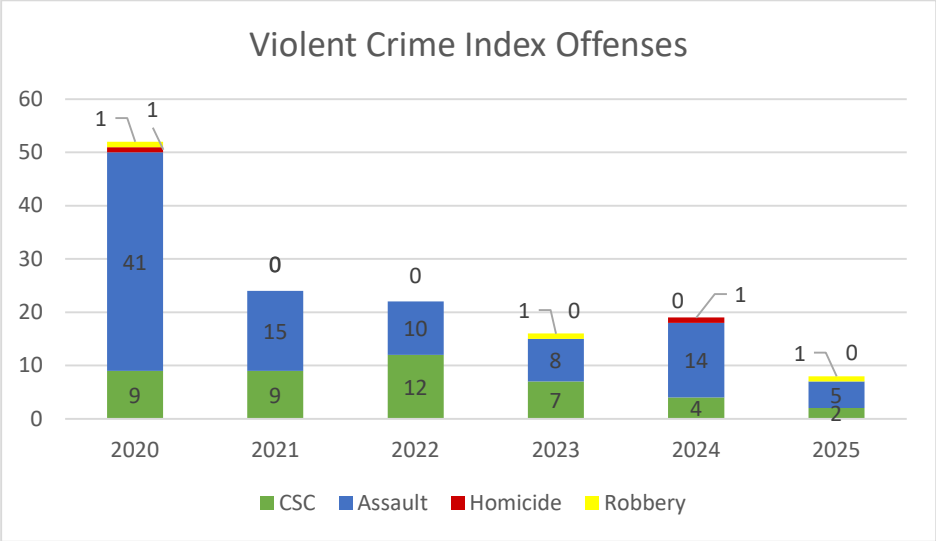

PROPERTY CRIME INDEX

The property crimes index reflects the number of burglary, larceny, motor vehicle theft, and arson offenses that occurred in Lino Lakes. Over the past five years, the agency has averaged 211.8 property offenses annually. YTD, there have been 98 offenses, which is 20.4% below that average, with a clearance rate of 31.63%. The average 5-year clearance rate is 26.7%. According to the 2023 Minnesota Bureau of Apprehension uniform crime report to the legislature, the state-wide clearance rate was 19.4%.

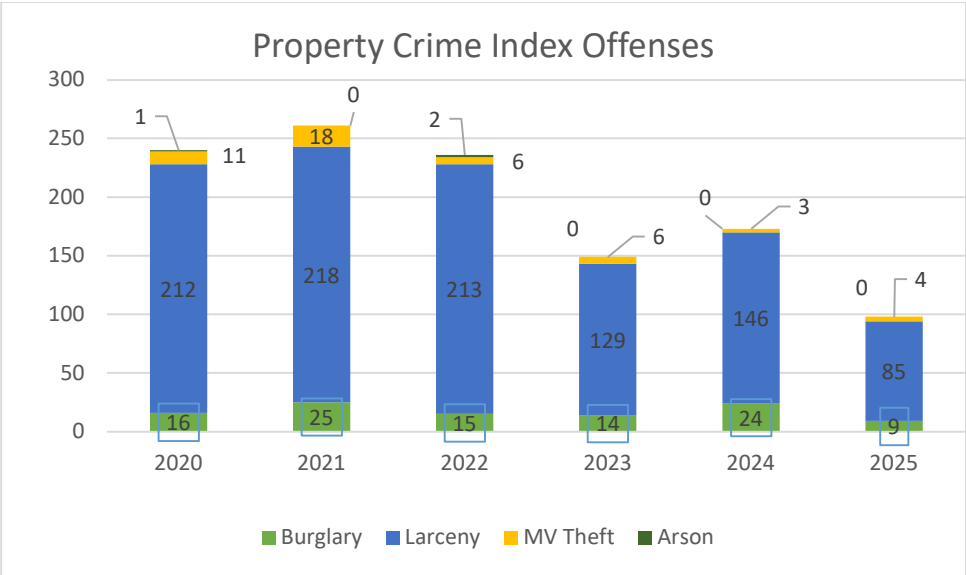

BURGLARIES AND MOTOR VEHICLE THEFTS

Over the past five years, the agency has averaged 18.8 burglary offenses annually. YTD, the agency is 18.79% below that average. On average there are 8.8 motor vehicle theft offenses. YTD, the agency is 32.5% below that average.

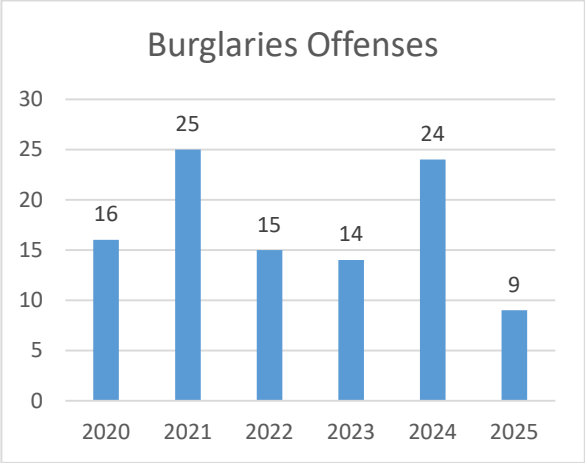

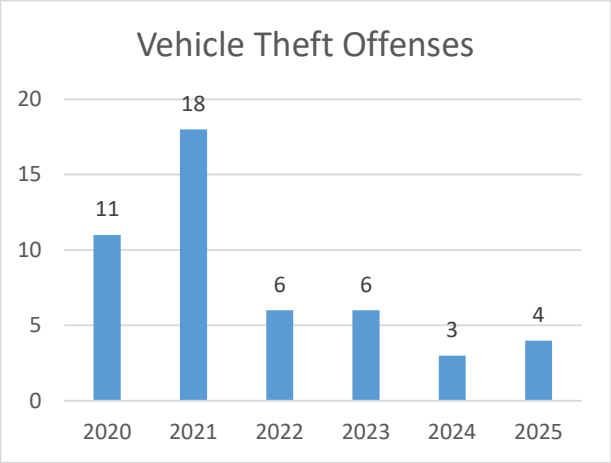

DOMESTIC RELATED INCIDENTS

Over the past five years, the agency has averaged 57 domestic related incidents which include domestic assaults and violation of protection orders. YTD, the agency is 10.7% below that average.

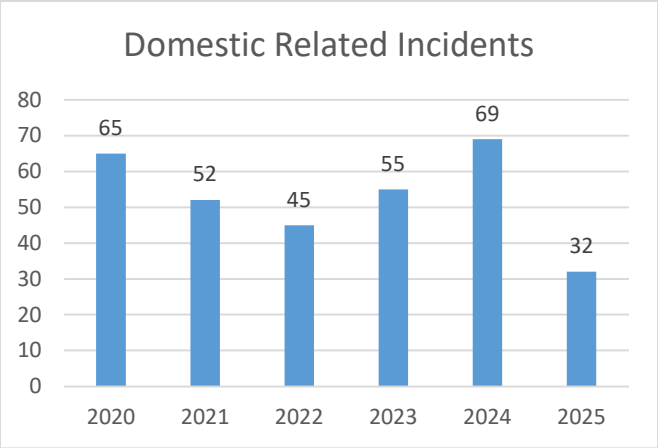

DRUG RELATED AND DWI INCIDENTS

Over the past five years, the agency has averaged 69.6 drug related incidents annually. YTD, the agency is 49.4% below that average. On average there are 82.6 DWI incidents per year. YTD, the agency is 23% below that average.

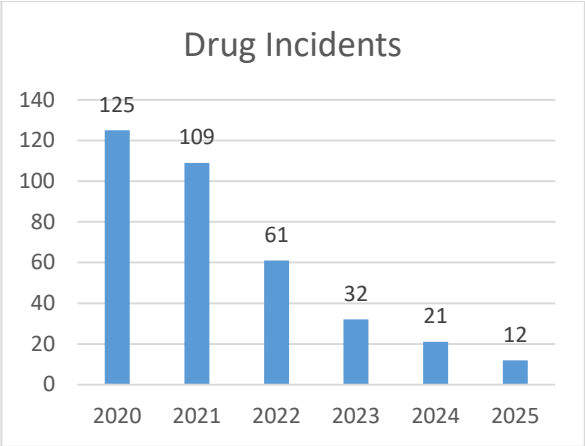

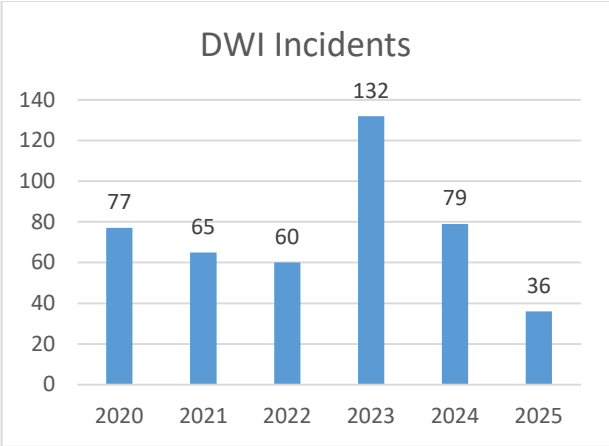

SHOPLIFTING AND DISORDERLY CONDUCT

Over the past five years, the agency has averaged 31.8 shoplifting related offenses annually. YTD, the agency is 65% above that average. On average there are 45 disorderly related incidents per year. YTD, the agency is 22% below that average.

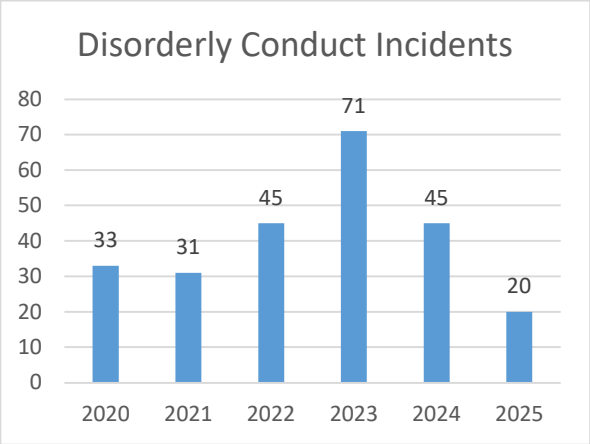

INVESTIGATIONS UNIT

CASES ASSIGNED

These numbers represent criminal cases and referrals from child and adult protection agencies that were investigated by the Investigation Unit. The 5-year average for cases assigned is 332. YTD, the agency is 21.5% below that average.

Year	Jan	Feb	Mar	April	May	June	July	Aug	Sept	Oct	Nov	Dec	Totals
2023	27	26	29	24	27	23	23	42	28	14	24	32	319
2024	33	31	28	37	33	25	32	28	12	25	24	27	335
2025	19	24	9	16	19	22	23	18					150

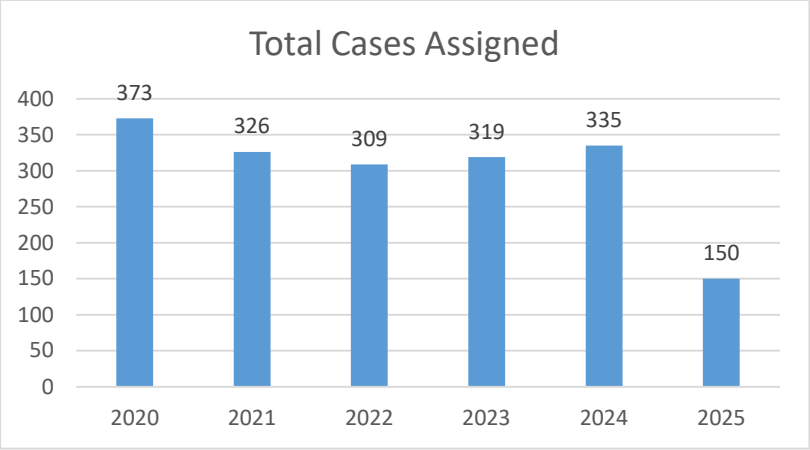

BACKGROUND INVESTIGATIONS

These numbers represent the number of background investigations that were completed for city employment and city permits including peddler's, liquor, tobacco, alcohol, cannabinoid, and special event license. The 5-year average for background investigations is 181. YTD, the agency is 3% below that average.

Year	Jan	Feb	Mar	April	May	June	July	Aug	Sept	Oct	Nov	Dec	Totals
2023	24	10	12	12	72	25	11	4	2	7	15	29	223
2024	11	10	9	16	69	43	8	9	4	3	4	3	189
2025	5	5	25	16	10	48	23	8					140

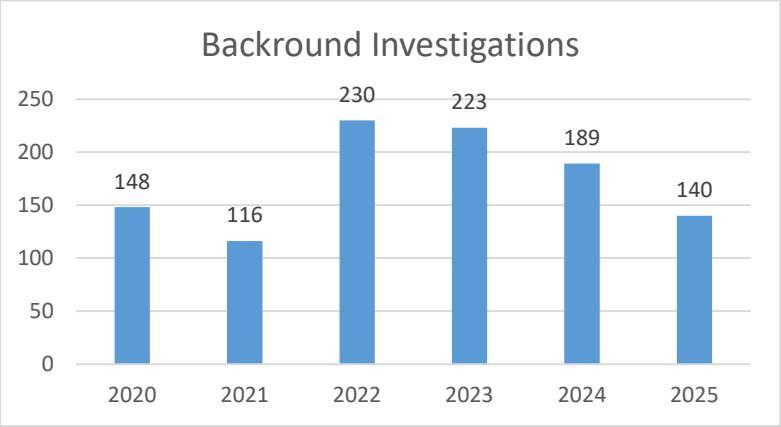

DATA AND DISCOVERY REQUESTS

These numbers represent requests from criminal, civil and public entities for police investigative video, audio, and digital data processed by the investigations unit. The 5-year average for data and discovery requests is 242. YTD, the agency is 31% above that average.

Year	Jan	Feb	Mar	April	May	June	July	Aug	Sept	Oct	Nov	Dec	Totals
2023	22	22	17	28	22	38	24	28	19	40	20	22	302
2024	21	19	38	30	20	26	40	33	30	28	66	25	376
2025	27	24	19	39	34	34	22	38					237

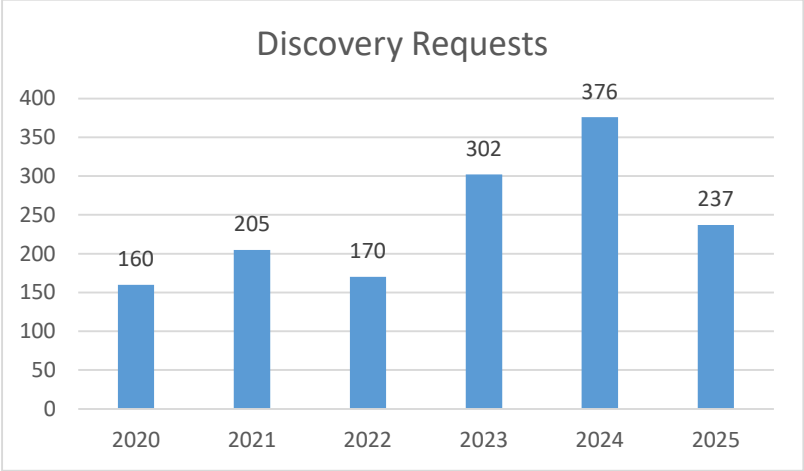

FELONY CASE FILES

These numbers represent felony case files that were compiled and submitted to the Anoka County Attorney's Office for charging consideration. The 5-year average for felony case files is 71. YTD the agency is 29% below that average.

Year	Jan	Feb	Mar	April	May	June	July	Aug	Sept	Oct	Nov	Dec	Totals
2023	4	3	4	7	3	9	2	6	7	4	5	4	58
2024	5	4	8	7	2	3	3	3	6	4	4	2	51
2025	3	2	2	3	2	8	2	5					27

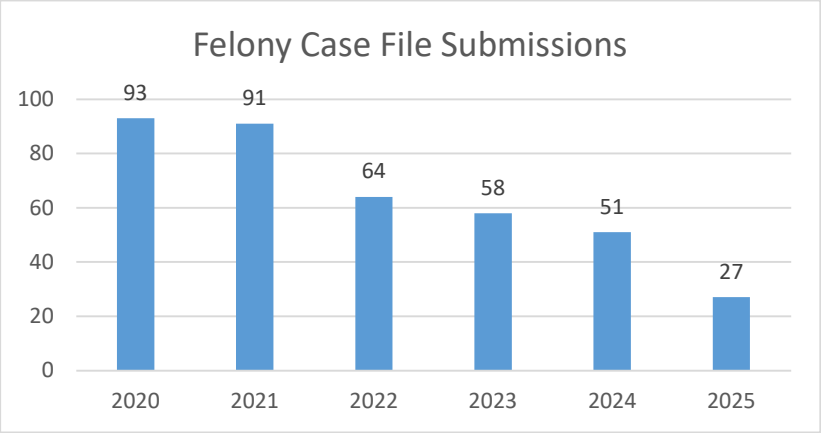

RECORDS UNIT

GUN PERMIT BACKGROUND INVESTIGATIONS

Gun permits require a background investigation completed by the records unit. The 5-year average for gun permit investigations is 261. YTD, the agency is 28% below that average.

Year	Jan	Feb	Mar	April	May	June	July	Aug	Sept	Oct	Nov	Dec	Totals
2023	15	11	27	13	14	15	12	14	5	13	25	16	180
2024	15	23	27	13	14	11	18	15	9	21	13	16	195
2025	10	22	17	13	0	13	8	18					101

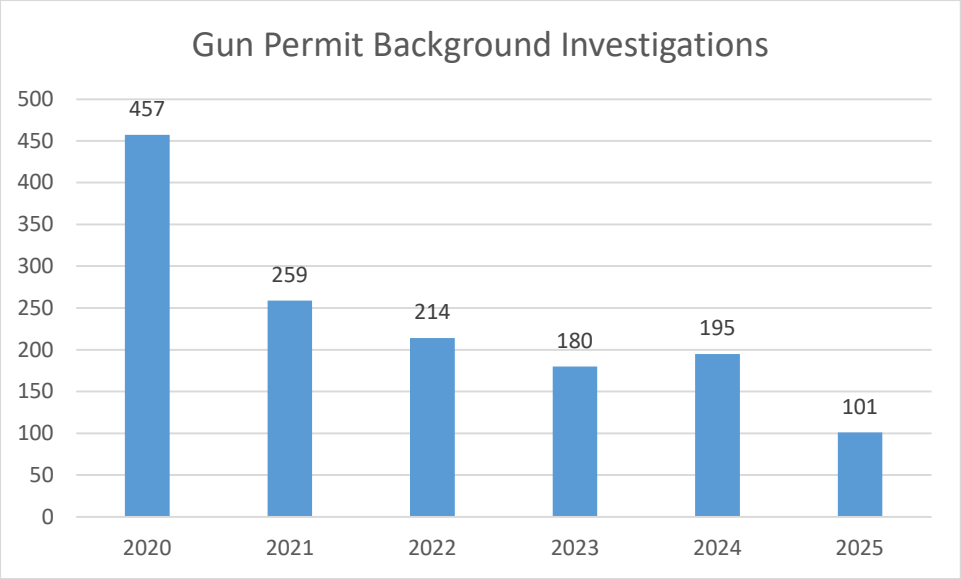

DEPARTMENT AND COMMUNITY EVENTS

Quarter 1, 2025 Events

- 2/21/2025 LLVIPS Guns-N-Hoses Hockey game

Quarter 2, 2025 Events

- 5/3/2025 ECFE Truck Day at Rice Lake Elementary
- 5/16/2025 Special Olympics MN Dunkin' Cop on a Rooftop
- 5/16/2025 Blue Heron Elementary Family Fun Night
- 5/17/2025 Back Your Buddy Shoot at Forest Lake Sportsman's Club Trap Shoot
- 5/18/2025 Rice Lake Elementary Carnival
- 5/22/2025 Pines School Career, College & Community Outreach Fair
- 6/19/2025 Self-defense training with Lino Lakes Ambassadors
- 6/20/2025 Special Olympics Law Enforcement Torch Run
- 6/24/2025 Milestones Early Education Center

Quarter 3, 2025 Events

- 7/16/2025 Fete des Lacs Safety Night
- 8/5/2025 Night to Unite
- 8/15/2025 LLVIPS Guns-N-Hoses Golf Tournament
- 8/16/2025 Blue Heron Days Parade
- 8/27/2025 Coffee with a Cop at Caribou Coffee (West)
- 9/5/2025 Officer Shawn Silvera 20 Year Anniversary Memorial
- 9/17/2025 Coffee with a Cop at Caribou Coffee (East)
- 9/21/2025 Officer Shawn Silvera Memorial 5K

DEPARTMENT TRAINING & DEPARTMENT MEETINGS

Quarter 1, 2025 Training & Department Meetings

- 2/5/2025 Department Meeting – Police Communication Exercise
- 2/12/2025 Department Meeting – Police and Fire Wellness Exercise
- 2/24-26/2025 ICS-300 Training
- 3/25-26/2025 Use of Force (UOF) Training – Intermediate Weapons, Chemical Irritant and Weapon Retention

Quarter 2, 2025 Training & Department Meetings

- 4/1-2/2025 ICS-400 Training
- 4/2/2025 Department Meeting – Department Structure
- 4/23-24/2025 UOF Training – Ground Control, Takedowns, Hobble Application
- 5/21-22/2025 Firearms Training – Qualification Shoot
- 6/11-12/2025 Firearms Training – Accuracy Drills

Quarter 3, 2025 Training & Department Meetings

- 7/16-17/2025 UOF Training - High Risk Stop and Vehicle Extrication
- 7/23/2025 Department Meeting – Visioning Exercise
- 8/13-14/2025 UOF Training – Building Clearing
- 09/28/2025 Mobile Field Force Training

2025 FLEET INVENTORY

The patrol fleet has undergone significant changes with the arrival and upfitting of previously ordered replacement vehicles. By year end, 7 squads will have been replaced.

Patrol Vehicles	14*	Investigations / Administrative Vehicles	6
New Vehicles in 2025	7	Retired / Transferred in 2025	8

PATROL VEHICLES				
	Squad #	Type	Status	Replacement Plan
1	308	2018 Sierra	In Service	Possible Replacement 2027
2	314	2020 Explorer	In Service	Possible Replacement 2026
3	318	2021 Tahoe	In Service	Possible Replacement 2027
4	319	2021 Tahoe	In Service	Possible Replacement 2027
5	320	2021 Tahoe	In Service	Possible Replacement 2027
6	321	2023 Tahoe	In Service	Possible Replacement 2028
7	323	2023 Tahoe	In Service	Possible Replacement 2028
8	324	2024 Tahoe	In Service	Possible Replacement 2029
9	325	2024 Tahoe	In Service	Possible Replacement 2029
10	326	2024 Tahoe	In Service	Possible Replacement 2029
11	333	2025 Tahoe	In Service	Possible Replacement 2030
12	328*	2025 Tahoe	Upfitting in Progress	Replaces 303
13	329*	2025 Tahoe	Upfitting in Progress	Replaces 304
14	330*	2025 Tahoe	Upfitting in Progress	Replaces 316

INVESTIGATIONS AND ADMINISTRATIVE VEHICLES				
1	306	2017 Fusion	In Service	Possible Replacement 2027
2	307	2017 Fusion	In Service	Possible Replacement 2027
3	309	2018 Escape	In Service	Possible Replacement 2028
4	311	2017 Jeep	In Service	Possible Replacement 2027
5	327	2024 Durango	In Service	TBD
6	331	2024 Durango	In Service	TBD

OUT OF SERVICE				
1	302	Explorer	Transferred to Fire	Replaced by 325 - Tahoe
2	303	Explorer	Pending Auction	Replaced by 328 - Tahoe
3	304	Explorer	Pending Auction	Replaced by 329
4	315	2020 Explorer	Transferred to Fire	Replaced by 324 - Tahoe
5	316	2020 Explorer	Pending Transfer to Fire	Replaced by 330
6	322	2021 Tahoe	Salvage / Auctioned	Replaced by 333
7	382	Taurus	Pending Auction	Replaced by 326 – Tahoe
8	332	2024 Durango	Transferred to Fire	N/A

CITY COUNCIL
STAFF REPORT
AGENDA ITEM 7.

STAFF ORIGINATOR: Dan L'Allier, Fire Chief

MEETING DATE October 6, 2025

AGENDA ITEM: Fire Department Quarterly Report

INTRODUCTION

Presentation of quarterly fire department report

BACKGROUND

See attached powerpoint presentation for quarterly report

REQUESTED COUNCIL DIRECTION

Presentation only, no council action required

ATTACHMENTS

1. LLFire Department Quarterly Report Powerpoint

Lino Lakes
Fire Dept.

Lino Lakes Fire Department Quarterly Update

Dan L'Allier, Fire Chief

October, 2025

Types of calls year to date

- In 2024, Lino Lakes Fire responded to 809 total calls.
- January-September, Lino Lakes Fire responded to 801 total calls.

Lino Lakes Fire Department						
		2024	Q1 2025	Q2 2025	Q3 2025	Y-to-D 2025
100	Fire	33	7	9	5	21
200	Overpressure Explosion, Overheat - No Fire	0	0	0	0	0
300	Rescue & EMS Incidents	368	141	141	162	446
400	Hazardous Conditions - No Fire	42	6	15	27	47
500	Service Call	113	23	23	28	74
600	Good Intent Call	135	58	35	46	138
700	False Alarms & False Calls	111	29	8	37	74
800	Severe Weather & Natural Disaster	7	0	0	1	1
900	Special Incident	0	0	0	0	0
	TOTAL	809	264	231	306	801

Monthly Comparison

- 2024 vs 2025 Total Calls
  - Numbers reflect increase call volume

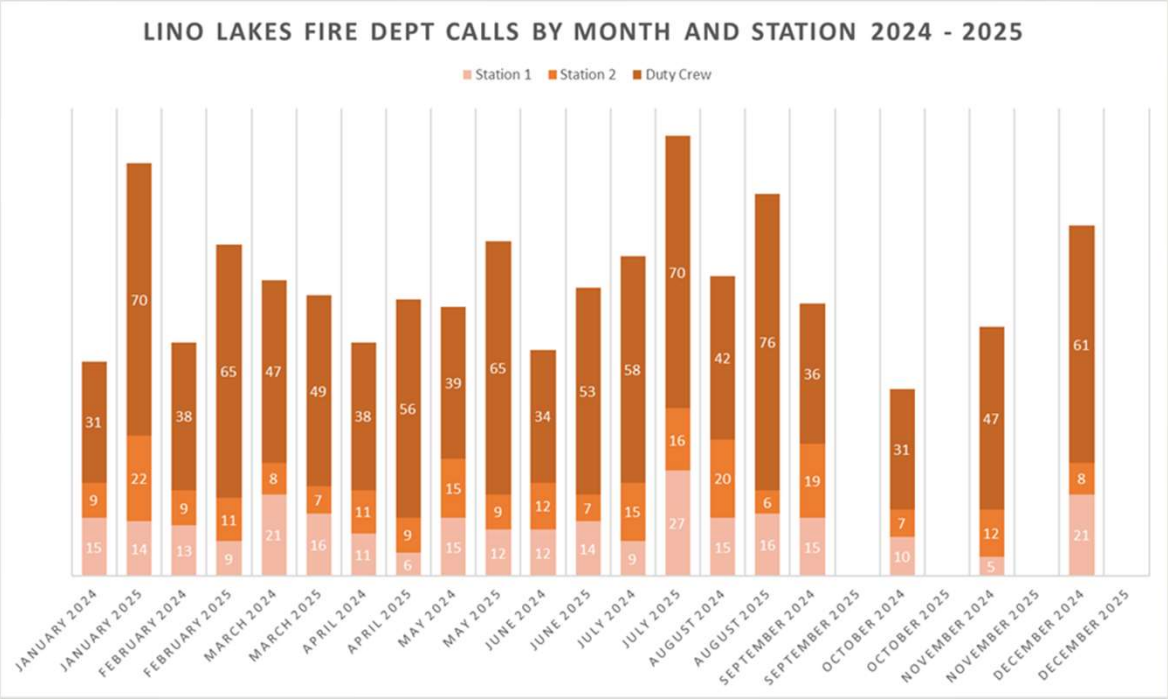

Quarterly Call Comparison

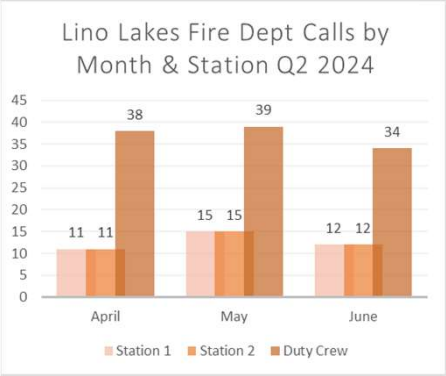

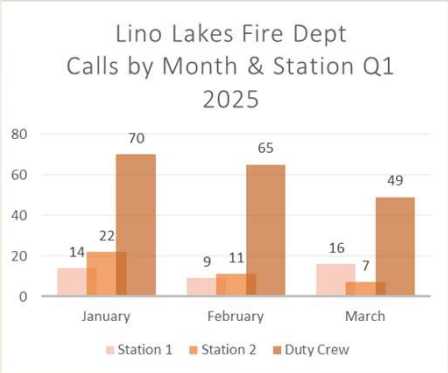

5

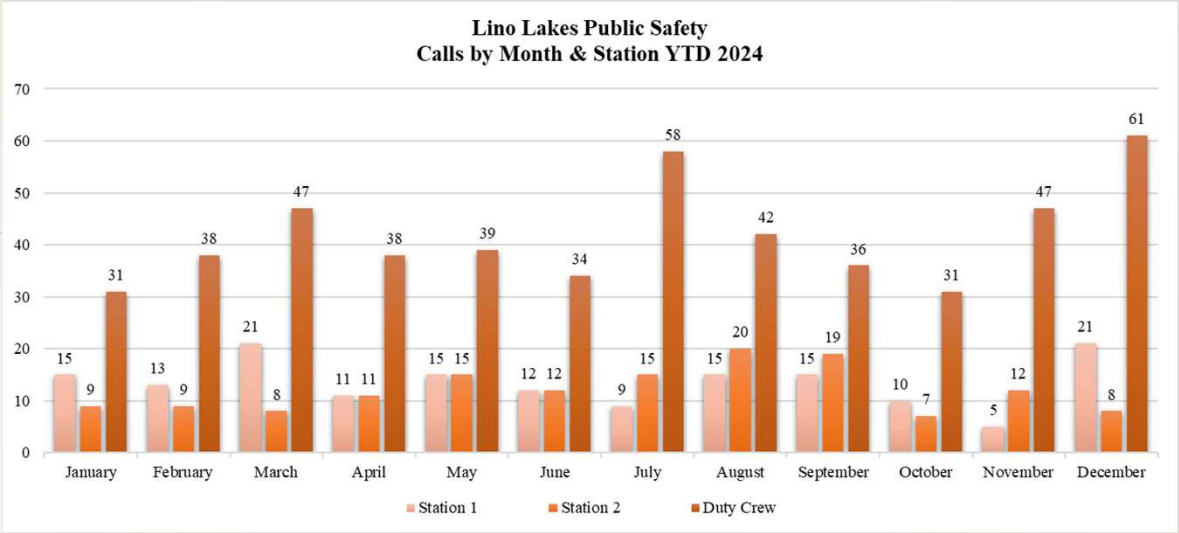

Calls by Month and Station

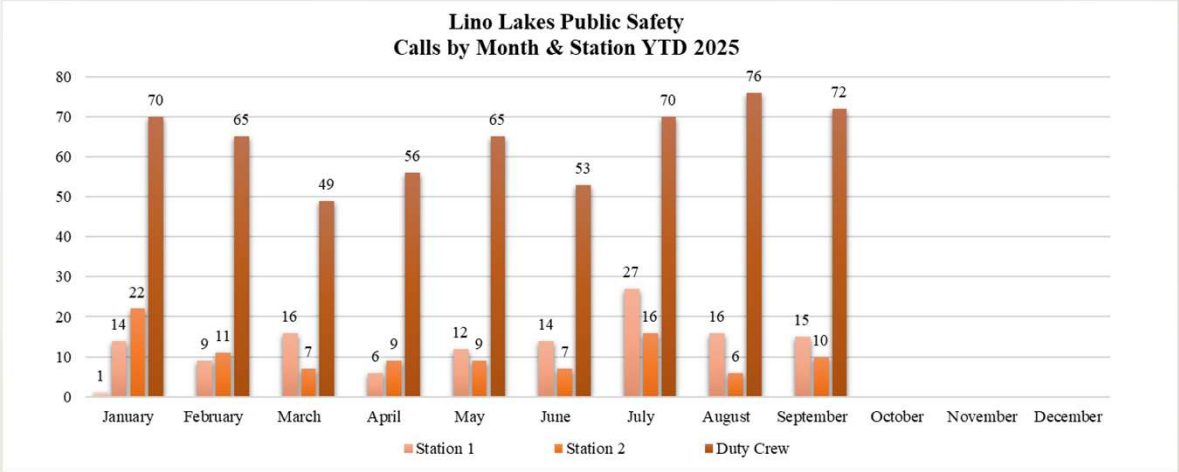

Inspections

- Plan Review
- Preplans
- Permitted Inspections

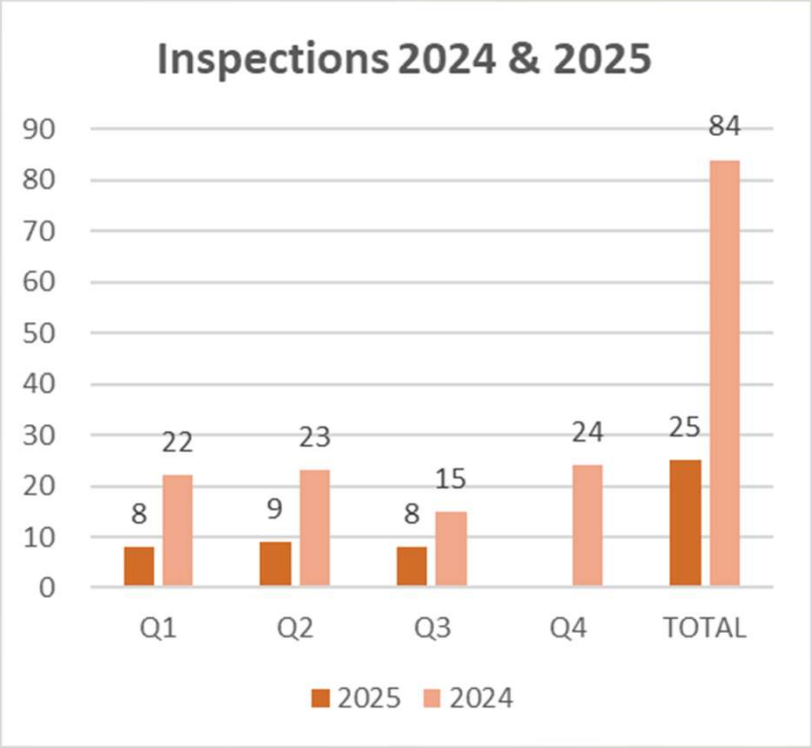

Automatic Aid

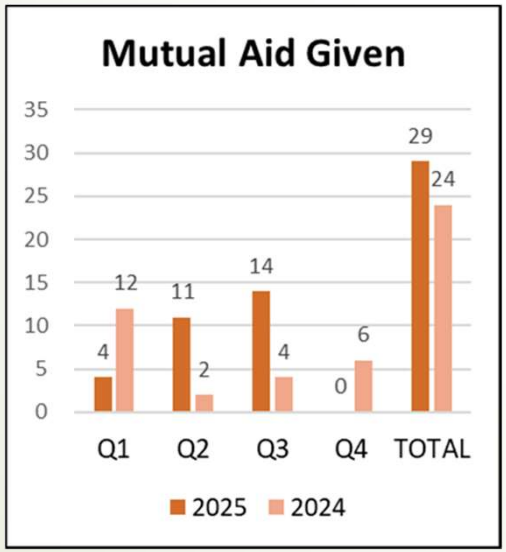

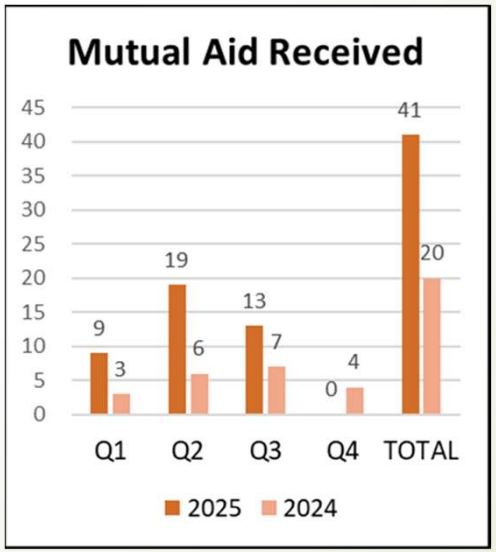

Loss Save Comparison

	FIRE 2025		FIRE 2024	
	Save	Loss	Loss	Save
January	$503,400.00	$3,500.00		
February	$0.00	$0.00		
March	$0.00	$134,700.00		
April	$1,163,000.00	$391,000.00		
May	$0.00	$96,500.00		
June	$0.00	$0.00		
July	$14,799,000.00	$1,000.00		
August	$70,000.00	$15,000.00		
September	$24,500.00	$1,000.00		
Year-2-Date	$16,559,900.00	$642,700.00	$2,424,018	$8,559,024

Staffing

- March 2025, Duty Crew added a 4th firefighter to each shift which allowed both Station 1 and Station 2 to be covered between 0600-1800.

- June 2025, Duty Crew began staffing weekends 0600-1800.

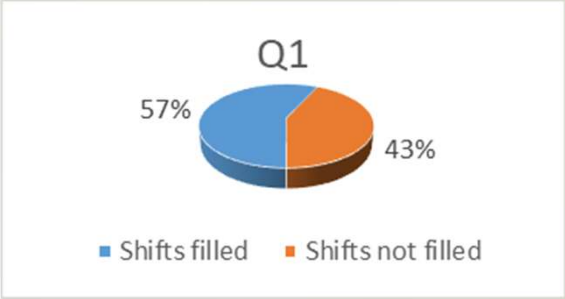

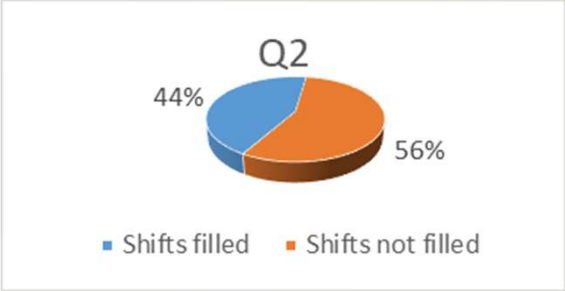

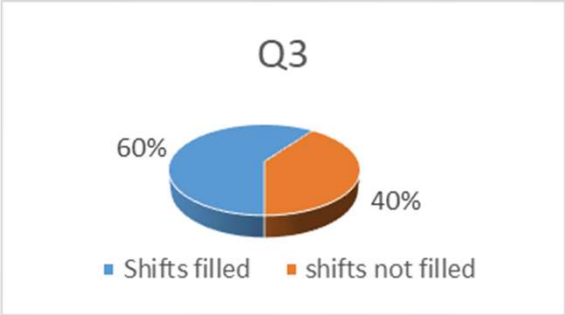

10

Pub Ed Events

- Cub Scout Visit - Station 1 Tour @ 18:45
- 2/21/2025 Guns 'n' Hoses - Blaine Super Rink
- 5/2/2025 Lino Elementary Visit @ 17:30-19:30 (write encouraging notes to students)
- 5/3/2025 ECFE Truck Day - Rice Lake Elementary @ 10:00-12:00 (arrive before 09:30)
- 5/16/2025 Blue Heron Elementary Family Fun Night @ 17:30-20:00
- 5/17/2025 Back Your Buddy shoot @ Forest Lake Sportsman's Club: 0900-1400
- 5/18/2025 Rice Lake Elementary School Carnival @ 12:00-16:00
- 5/22/2025 Rice Lake Kindergarten Day @ 10:00
- 6/7/2025 Hugo Good Neighbor Days parade: Meet @ 10:00
- 6/7/2025 Lino Biker Honor Ride @ 11:00 by Lino Legion
- 6/20/2025 Manitou Days Parade: Meet at Station 910 at 18:00
- 7/4/2025 Forest Lake Parade: Meet at FL Fire Station 1 @ 0900
- 7/18/2025 Kids Club Water Day @ Blue Heron Elementary: 13:45-15:00
- 7/19/2025 Fete des Lacs Parade - Centerville (line up @10:00)
- 7/25/2025 YMCA Superhero Camp @ Camp Heritage, 10:00
- 8/5/2025 Night 2 Unite: 1700-2200 (All hands)
- 8/10/2025 St. Joe's Festival: 10:30-16:00
- 8/15/2025 Blue Heron Days Touch-A-Truck: Rookery (16:00-19:00)
- 8/16/2025 Blue Heron Days Parade: Line up @ 1000, start 1100
- 8/26/2025 Firearm Instructor Course
- • 8/28/2025 Firearm Instructor Course
- • 9/3/2025 Shawn Silvera Memorial: Set-up by 17:30, done 18:45
- • 9/11/2025 9/11 Memorial - Set up A1 on I-35E 0600-1800
- • 9/12/2025 First Responder Night @ Forest Lake HS (17:15 - 19:00+)

Training Events

- Water/Ice Rescue
- SCBA/Buddy Breathing
- Blue Card
- Highway Safety
- EMS
- Business Tour
- Roll ups
- Pumping/Drafting
- Sprinkler/Alarm
- Aerial Operations
- Vehicle Fire/SCBA
- Forcible Entry
- Thermal Imaging/Drone
- Open water rescue/Boat
- CEVO/EVOC
- SFM Sprinkler Trailer
- Tender Operations
- SCBA Search and Rescue
- Fire Strategies/Tactics
- Confined Space/Grain Bin Rescue
- Mutual Aid Training
- Roll ups
- Live Fire Box/SCBA
- Blue Card

Notable Events





- Established a stand alone Fire Department
- Appointed First Fire Chief
- Increased Duty Crew Staffing
- Staffed both stations with Duty Crew Firefighters
- Purchased Advanced Life Support Equipment
- Advanced Life Support Credentialing for Duty Crew Staff
- “Arrive Alive” Duty Crew Video
- City Gate Final Recommendation
- Rebranding-
- Updated Core Values, Mission, and Vision Statement(s)
- First Full Time Firefighter Admin/EMT
- Life Saving Awards

Notable Events Cont..

13

OUR VISION:

SERVE WITH PRIDE, PROTECT WITH HONOR, AND SAFEGUARD THE COMMUNITY.

LOYALTY
INTEGRITY
NEIGHBORLY
OWNERSHIP

OUR MISSION:

DEDICATED TO SAVING LIVES, PROPERTY, AND THE ENVIRONMENT BY PROVIDING PUBLIC EDUCATION, FIRE PROTECTION, AND EMERGENCY SERVICES.

Thank you

CITY COUNCIL
STAFF REPORT
AGENDA ITEM 8.

STAFF ORIGINATOR: Rick DeGardner, Public Services Director

MEETING DATE October 6, 2025

AGENDA ITEM: Ice Rinks - Seasonal Pickleball Court Use

INTRODUCTION

Councilmembers Ruhland and Lyden requested this item be placed on tonight's work session agenda. A pickleball court is located within the hockey rink at Inner Park in Circle Pines, and the two council members want to explore this possibility in Lino Lakes.

BACKGROUND

The City of Lino Lakes currently has three parks with hockey rinks - City Hall Park, Sunrise Park (2), and Birch Park. Dedicated pickleball courts are provided at Tower Park (4), Watermark Park (2), City Hall Park (2), and Northpointe Park (1). In addition, there are 8 tennis/pickleball courts at Centennial Middle School.

Below is some background information along with staff's perspective of paving a hockey rink for pickleball courts at each location.

City Hall Park - Two pickleball courts were constructed in 2023. Therefore, no need to install additional courts inside the hockey rink.

Sunrise Park - The north rink boards were replaced in 2022. The south rink boards are in poor condition and are scheduled to be replaced in 2028. The recommended distance for a pickleball court from homes is a minimum of 500 feet to help mitigate noise, with 1,000 feet or more being ideal for significant noise reduction. There are dozens of homes within 1,000 feet with the nearest home 160 feet from the hockey rinks. Eight pickleball courts are available in relative close proximity at the Centennial Middle School.

Birch Park - The hockey rink boards are in poor condition and are scheduled to be replaced in 2027. The rink is approximately 265 feet from the nearest home. Of the three existing hockey rink locations, Birch Park is preferred. If this project is pursued, it makes sense that the boards/fencing are replaced at the same time as the asphalt is installed.

Pickleball courts are an amenity often located at destination parks that require travel for most users. There are three destination-type pickleball facilities that geographically cover Lino Lakes: Tower Park (southeast), City Hall Park (north), and Centennial Middle School (southwest).

Estimated project costs including surveying, site grading, bituminous court pavement with aggregate base, net and post systems, and acrylic color surfacing is in the $75,000 - $85,000 range. This does not include the cost of replacing the hockey boards/fencing. The acrylic painting and striping ($12,000) will likely need to be redone every 2-3 years, due to the winter flooding.

REQUESTED COUNCIL DIRECTION

Informational Purposes Only

ATTACHMENTS

None

CITY COUNCIL
WORK SESSION STAFF REPORT
ITEM NO. 9

STAFF ORIGINATOR: Michael Grochala, Community Development Director

WORK SESSION DATE: October 10, 2025

TOPIC: Public Works Building, Design Update

BACKGROUND

Following discussion at the September 2, 2025, work session, staff worked with the design team to refine the site layout, confirm space needs and update the building floor plan. As currently proposed, the overall building footprint is approximately 91,000 square feet. This layout satisfies the primary goals to provide storage for the entire fleet and equipment, provide mechanics bays to expand scope of service to accommodate all city vehicles including fire, provide safe and adequate facilities for staff and provide public space needs for elections and other community events.

However, the initial cost estimates are higher than anticipated in the most recent financial plan. The current estimate, including construction and soft costs is approximately $31,000,000. As a result, staff has evaluated a couple of options to reduce building footprint and cost. However, each option has resulted in minimal cost savings while reducing planned room for growth. Staff will provide a review of the alternatives investigated at the meeting.

Tracy Thoma, Finance Director and Kelly Horn, along with our financial consultants at Ehlers have been working on the financial plan for the project. They have identified some options that, pending the City Council work session discussion, will be refined and presented at the October 20, 2025, budget meeting.

REQUESTED COUNCIL DIRECTION

Staff is requesting feedback from the council on the proposed floor plans and potential space reductions.

ATTACHMENTS

1. Building Elevation_rear
2. Building Elevation_front

3. Floor plan vehicle Inventory
4. Floor plan maintenance reduction

Not for Construction

KEYNOTES	
12.08	SOLID SURFACE ADA-HEIGHT COUNTERTOP WITH PRE-FIN. MTL SUPPORT BRACKETS
22.01	PRE-FABRICATED TRENCH DRAIN ASSEMBLY, 12"+/- DRAIN WIDTH MAX. COORDINATE WITH STRUCTURAL AND MECHANICAL DETAILS - SEAL ALL CONSTRUCTION JOINTS, SEE A602 FOR DETAILS

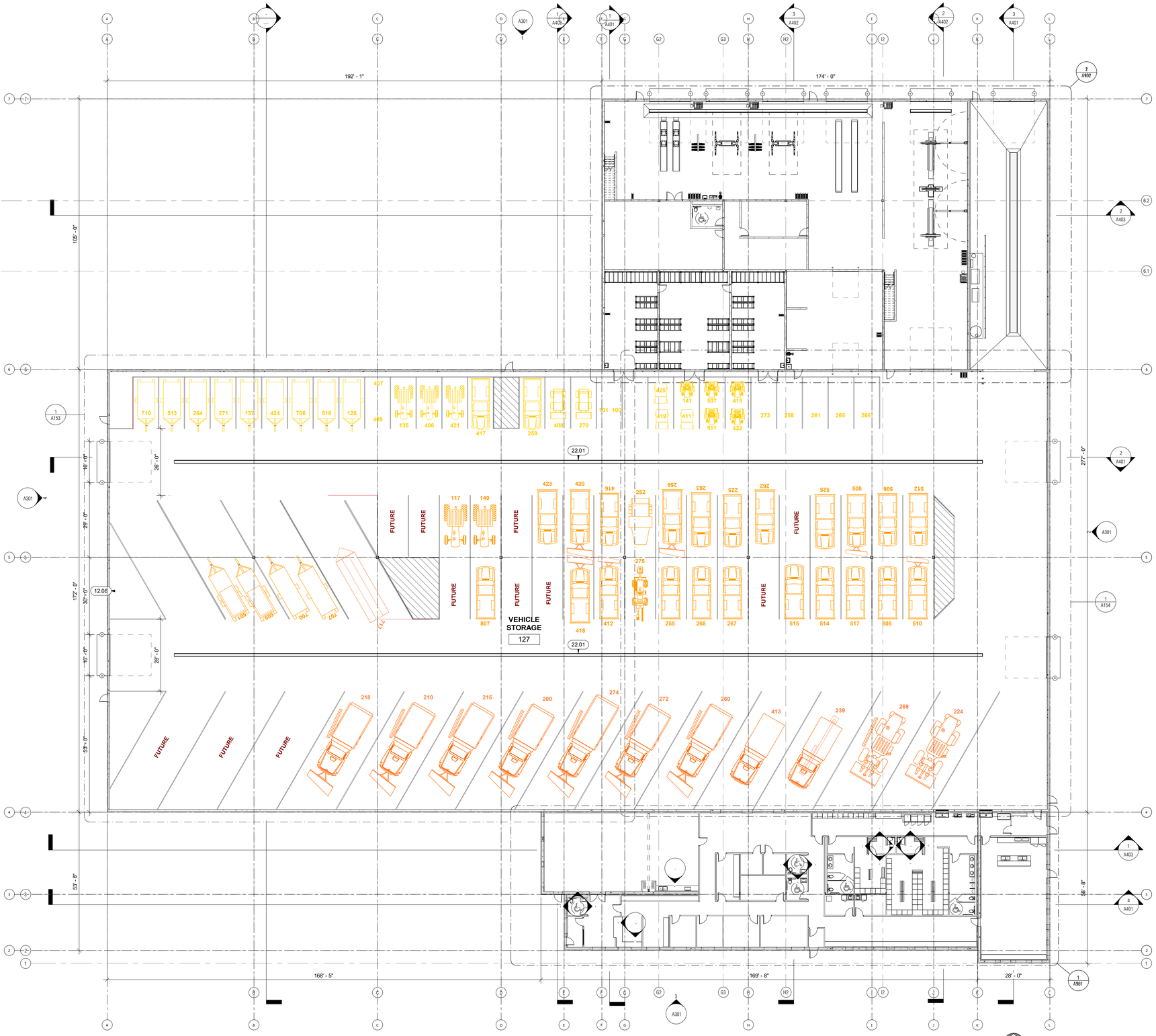

1 MAIN FLOOR PLAN
1/16" = 1'-0"

NORTH

CLIENT:

CITY OF LINO LAKES

OERTEL ARCHITECTS, LTD.
1795 Suon Clair Avenue St. Paul, Minnesota 55105
phone: (651) 696-5186 www.oertelarchitects.com

CONSULTANT:

NOTES:
Project Status

OERTEL ARCHITECTS
NOT FOR CONSTRUCTION
PRELIMINARY
ST. PAUL MINNESOTA

PROJECT NAME:
LINO LAKES PUBLIC WORKS
1189 MAIN ST., LINO LAKES, MN 55014

I HEREBY CERTIFY THAT THIS PLAN, SPECIFICATION, OR REPORT WAS PREPARED BY ME OR UNDER MY DIRECT SUPERVISION AND THAT I AM A DULY LICENSED ARCHITECT UNDER THE LAWS OF THE STATE OF MINNESOTA.

SIGNATURE: THOMAS STROMSODT

LICENSE # DATE 08/22/2025

SHEET NAME:

MAIN FLOOR PLAN

REVISIONS:

No.	Date	Description

25-02 PROJECT NUMBER
08/22/2025 DATE
DRAWN BY
T.S. CHECKED BY

SHEET NO:

A101

Not for Construction

PLOTTE9/4/2025 12:42:33 PM PROJECT NAME: LINO LAKES PUBLIC WORKS

© 2024 COPYRIGHT OERTEL ARCHITECTS. ALL RIGHTS RESERVED.

Not for Construction

KEYNOTES	
12.08	SOLID SURFACE ADA-HEIGHT COUNTERTOP WITH PRE-FIN. MTL SUPPORT BRACKETS
22.01	PRE-FABRICATED TRENCH DRAIN ASSEMBLY, 12"+/- DRAIN WIDTH MAX. COORDINATE WITH STRUCTURAL AND MECHANICAL DETAILS - SEAL ALL CONSTRUCTION JOINTS, SEE A602 FOR DETAILS

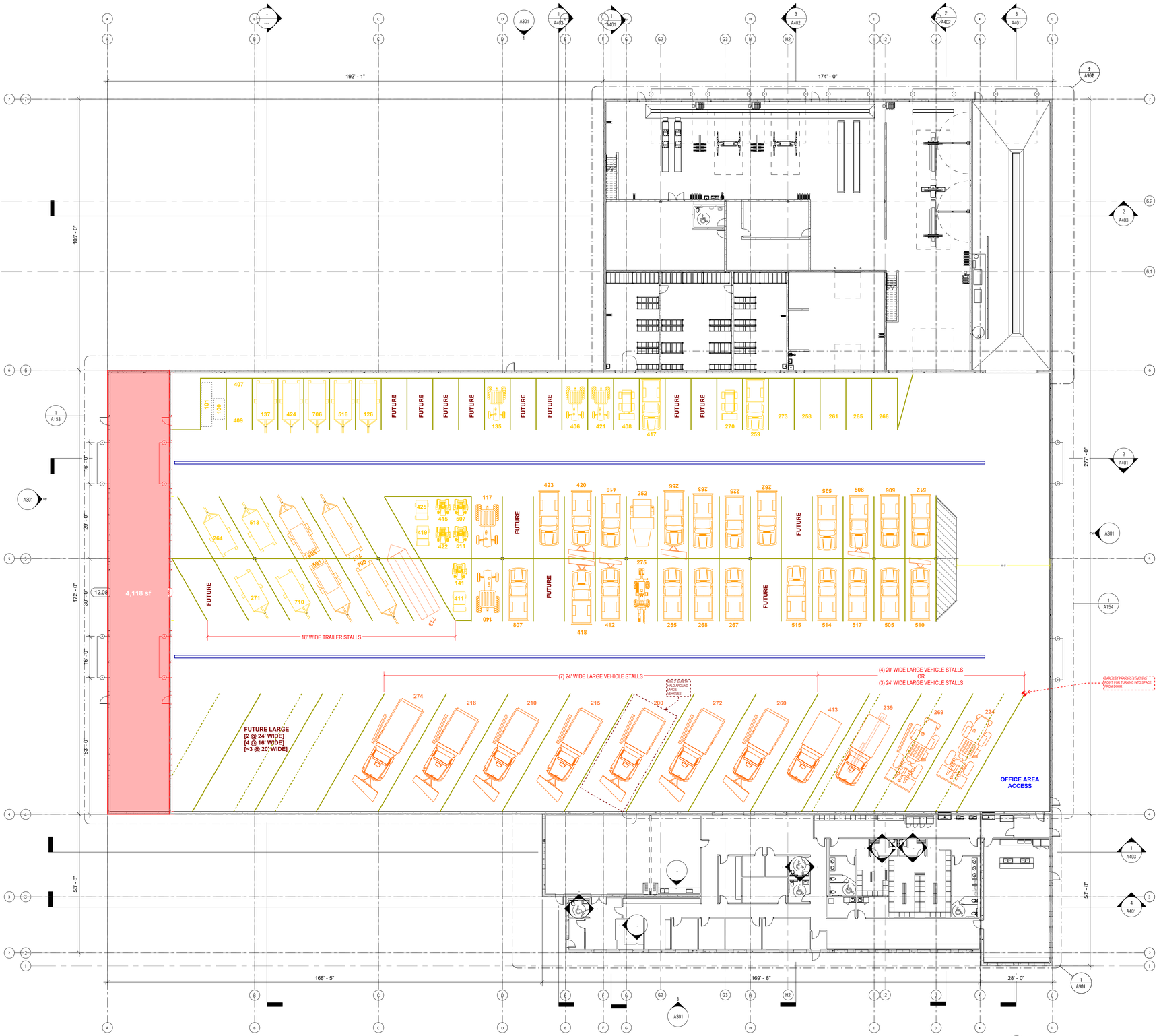

1 MAIN FLOOR PLAN
1/16" = 1'-0"

NORTH

CLIENT:

CITY OF LINO LAKES

OERTEL ARCHITECTS, LTD.
1795 Suon Clair Avenue St. Paul, Minnesota 55105
phone: (651) 696-5186 www.oertelarchitects.com

CONSULTANT:

NOTES:
Project Status

OERTEL ARCHITECTS
NOT FOR CONSTRUCTION
PRELIMINARY
ST. PAUL MINNESOTA

PROJECT NAME:
LINO LAKES PUBLIC WORKS
1189 MAIN ST., LINO LAKES, MN 55014

I HEREBY CERTIFY THAT THIS PLAN, SPECIFICATION, OR REPORT WAS PREPARED BY ME OR UNDER MY DIRECT SUPERVISION AND THAT I AM A DULY LICENSED ARCHITECT UNDER THE LAWS OF THE STATE OF MINNESOTA.

SIGNATURE: THOMAS STROMSODT

LICENSE # DATE 08/22/2025

SHEET NAME:

MAIN FLOOR PLAN

REVISIONS:

No.	Date	Description

25-02 PROJECT NUMBER
08/22/2025 DATE
DRAWN BY
T.S. CHECKED BY

SHEET NO:

A101

Not for Construction

© 2024 COPYRIGHT OERTEL ARCHITECTS. ALL RIGHTS RESERVED.

1 MAIN FLOOR PLAN

1/16" = 1'

OERTEL
ARCHITECTS, LTD.
1795 Saint Clair Avenue St. Paul, Minnesota 55105
phone: (651) 696-5186 www.oertelarchitects.com

NOTES:

PROJECT NAME:

LINO LAKES PUBLIC WORKS FACILITY

LINO LAKES, MINNESOTA

25-02	7/2/2025
PROJECT NUMBER	DATE
DSG	TRS
DRAWN BY	CHECKED BY

REVISIONS:

No.	Date	Description

I HEREBY CERTIFY THAT THIS PLAN, SPECIFICATION, OR REPORT WAS PREPARED BY ME OR UNDER MY DIRECT SUPERVISION AND THAT I AM A DULY LICENSED ARCHITECT UNDER THE LAWS OF THE STATE OF MINNESOTA.

SIGNATURE

DATE

LICENSE #

SHEET NAME:

SHEET NO:

PLOTTED: 9-30-2025 FILE NAME: ar-2502 - P1.dwg

© 2025 COPYRIGHT OERTEL ARCHITECTS. ALL RIGHTS RESERVED.